

Self-cleaning filter

Art. 9059 - 9060



100% MADE IN ITALY 

Function

Pintossi+C self-cleaning filters are the perfect solution to clean water and protect all the system components present in the circuit in which they are installed. They can be used both in sanitary installations, both in closed heating systems. The filters are designed to separate particles such as sand, dirt, and impurities of various kinds, through a stainless steel filter, in order to prevent phenomena such as water pipeline corrosion or important system components damages. Passing through a forced path inside the filter cartridge, all the impurities inside the fluid are blocked. Thanks to its special geometry, dirt is automatically deposited on the bottom of the container, right behind the drain valve. In this way the cleaning of the filter takes place automatically with the only opening of the drain valve, without the need to disassemble the filter.

Yellow brass finishing.

Product range

Art. 9059	Self-cleaning filter without manometer
Art. 9060	Self-cleaning filter with manometer

Technical characteristics

Fluid:	Water
Max working temp.:	110°C
Max working pressure:	25 bar
Thread:	ISO228
Filtration grade:	300 micron
Manometer connection:	1/4"
Manometer range:	0 - 16bar Ø 63

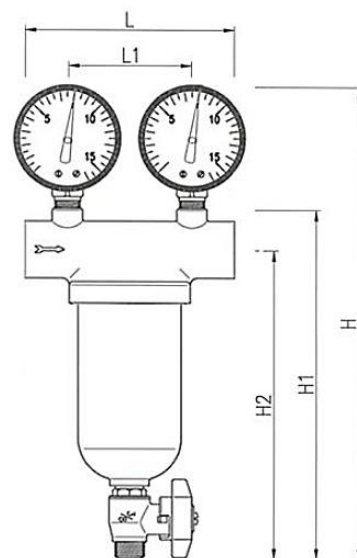
Materials

Body:	Brass CB753S
Filter:	Stainless steel
Gasket:	NBR

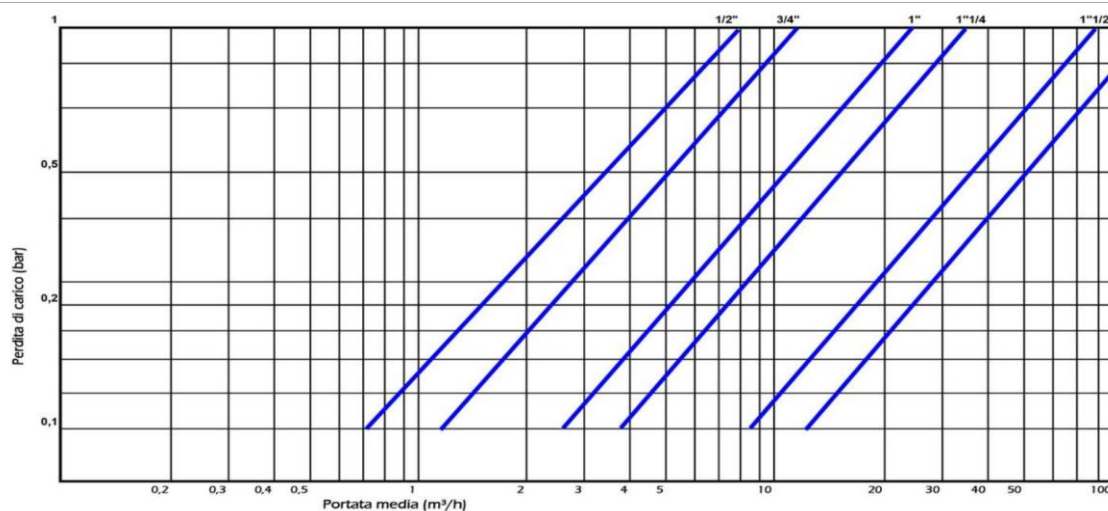
Dimensions

Ø	L	L1	H	H1	H2
1/2"	118	70	250	186	165
3/4"	118	70	250	186	165
1"	123	72	280	212	180
1 1/4"	123	72	280	212	180
1 1/2"	153	98	320	250	214
2"	153	98	320	250	214

Ø	FILTERING SURFACE [mm ²]
1/2"	680
3/4"	680
1"	1.180
1 1/4"	1.180
1 1/2"	1.720
2"	1.720



Head loss diagram



Installation

Pintossi+C self-cleaning filters must be installed with the drain valve in the bottom position.

For a proper functioning it is also important that the fluid direction follows the orientation of the directional arrow on the filter body.

In order to make easier maintenance operations is recommended to install shut off valves on the inlet and outlet connections.

Maintenance

It is very important to carry out periodic checks, at least every 12 months, of the self-cleaning filter, which still maintains excellent flow rates even in case of clogging of the filter.

Thanks to the presence of two manometers, placed upstream and downstream of the filter, it is possible to easily and quickly monitor the level of clogging of the same. If the pressure of the inlet water pressure gauge is higher than that of the outlet water pressure gauge it means that the filter is clogged.

Ordinary cleaning is very simple and can be done by following the steps below:

1. Isolate the filter by closing the shut-off valves;
2. Open the drain valve to let out the water contained in the filter;
3. Close the drain valve and open the shut-off valves.

Occasionally it is also recommended to carry out **extraordinary cleaning** operations of the filter, complete with disassembling of the body and removal of the stainless steel internal filter for visual control and extra cleaning of the filter meshes.

This cleaning is very simple and can be done by following the steps below:

1. Isolate the filter by closing the shut-off valves;
2. Open the drain valve to let out the water contained in the filter;
3. Disassemble the container using a CH24 wrench;
4. Remove the internal cartridge, making a visual check of the condition of the filter network and carrying out an accurate cleaning of the same. If necessary, replace with a new cartridge;

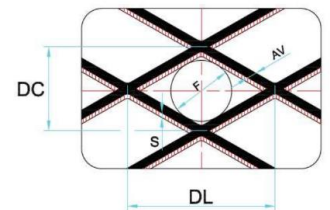
Re-assemble the cartridge and close the container using a CH24 wrench and a max tightening force of 10Nm.

Filter performance

The filter cartridge inside the container is the most important component of the self-cleaning filter

Its filtering capacity is expressed in microns (1micron = 0,001mm) and is represented in the image at the side by the diameter of the circle F.

The higher the value in microns, the greater the width of the filter mesh and therefore lesser its filtering power.



Fluid characteristics

Reference standard for water treatments in heating systems is Norm UNI 8065:2019 which regulates the parameters that must be observed to avoid scale and corrosion phenomena.

In order to grant product warranty, the fluid characteristics must comply with the rules in force in the country of relevance or at least present features not less to the ones prescribed by the Norm UNI 8065:2019.

In particular, minimum standards necessary but not sufficient to control are the following:

Fluid aspect: Limpid

PH: Between 7 and 8

Iron (FE): < 0,5 mg/kg (< 0,1 mg/kg for steam)

Copper (CU): < 0,1 mg/kg (< 0,05 mg/kg for steam)

Antifreeze: Passivated Propylene Glycol

Conditioning: as indicated by the producer

In any case when using antifreeze and conditioning solutions, is required to control and verify the correct compatibility between these substances and the construction materials stated in Pintossi+C technical datasheet.